

V pol Groundplane Antennas 68 ... 87.5 MHz

Vertical Polarization

The Schomandl K5126411 and 5126421 have been deployed many times worldwide and are designed based on decades of proven reliability.

- Available in two frequency ranges to avoid tuning by cutting radials on site
- Rugged antenna with fiberglass radials
- Variable mounting configurations allow feeder cable to be run inside or outside the support pipe.

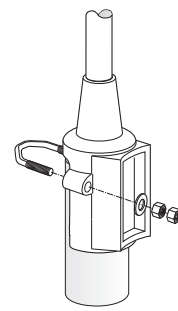
Type No.	Antenna	K 51 26 411	K 51 26 421
	<i>Spare radials</i>	K51264012	K51264022
Frequency range		68 - 80 MHz	74 - 87.5 MHz
Polarization		Vertical	
Gain (ref. $\lambda/2$ dipole)		0 dB	
Impedance		50 Ω	
VSWR		< 1.5	
Max. power per input		75 W (at 50 °C ambient temperature)	
Order No.		80000010	80000011

Material: Radiator: Stainless steel.
Radials: Fiberglass with imbedded stranded copper wire.
Base: Aluminum.
Mounting U-bolt, all screws and nuts: Stainless steel.

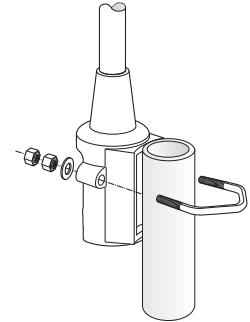
Mounting: The antenna can be attached in two ways with the supplied mounting kit:
1. On the tip of a tubular mast of 40-54 mm [1.6-2.1 inches] diameter (connecting cable runs inside the mast).
2. Laterally at the tip of a tubular mast of 20-40 mm [0.8-1.6 inches] diameter (connecting cable runs outside the mast).

Radials: Tightening torque 25 Nm

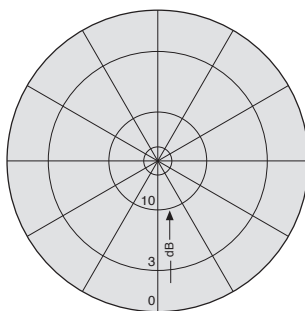
Grounding: All metal parts of the antenna including the mounting kit are DC grounded.



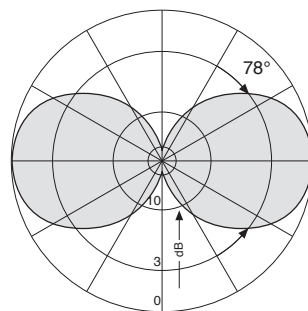
On the tip of a tubular mast



Laterally at the tip of a tubular mast



Horizontal Pattern



Vertical Pattern

Mechanical specifications	K5126411	K5126421
Input	N female	
Wind load (N) (at 150 km/h) [lbf]	70 [16]	65 [15]
Max. wind velocity (km/h) [mph]	200 [125]	
Radiator length (mm) [inches]	747 [29.5]	680 [26.8]
Length of radials (mm) [inches]	1053 [41.5]	970 [38.2]
Weight (kg) [lb]	1.8 [4.0]	1.6 [3.5]
Packing size (mm) [inches]	1114 x 132 x 112 [43.9 x 5.2 x 4.4]	